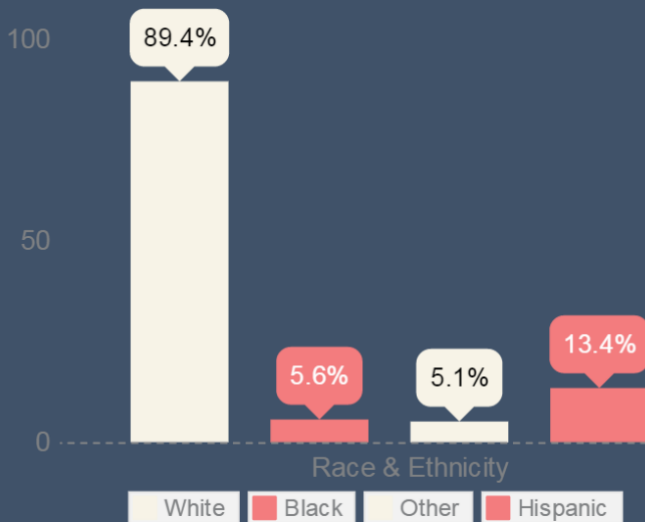


# 2015 Health Profile Pasco County

## DEMOGRAPHICS

### RACE & ETHNICITY



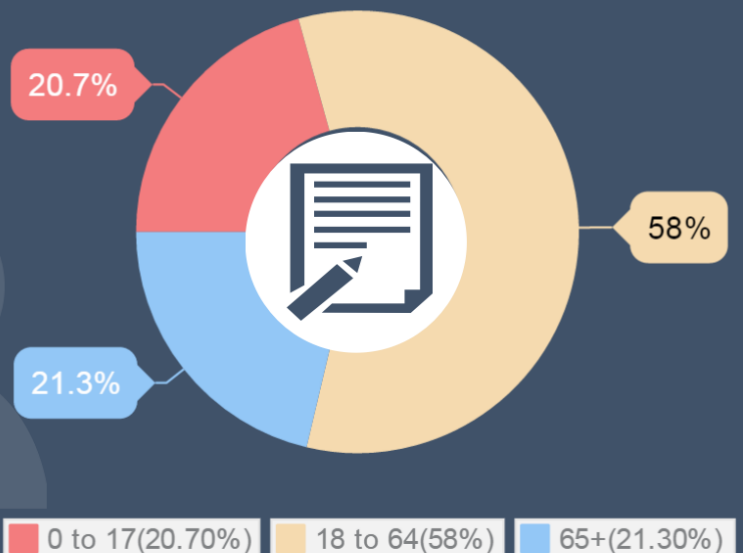
Pasco County is predominately White by race, with females outnumbering males by a slight margin.

Adults 18 to 64 make up 58% of the population in Pasco County, with children/youth (0-17) and seniors (65+) comprising 20.7% and 21.3% of the population, respectively.

### AGE

**48.6%** MALE

**51.4%** FEMALE




0 to 17(20.70%) 18 to 64(58%) 65+(21.30%)

# SOCIO-ECONOMIC INDICATORS



**\$24,076**  
Per Capita Income



**57.8%**  
Eligible Free Lunch



**87.5%**  
HS Diploma

**\$44,518**  
Median Income

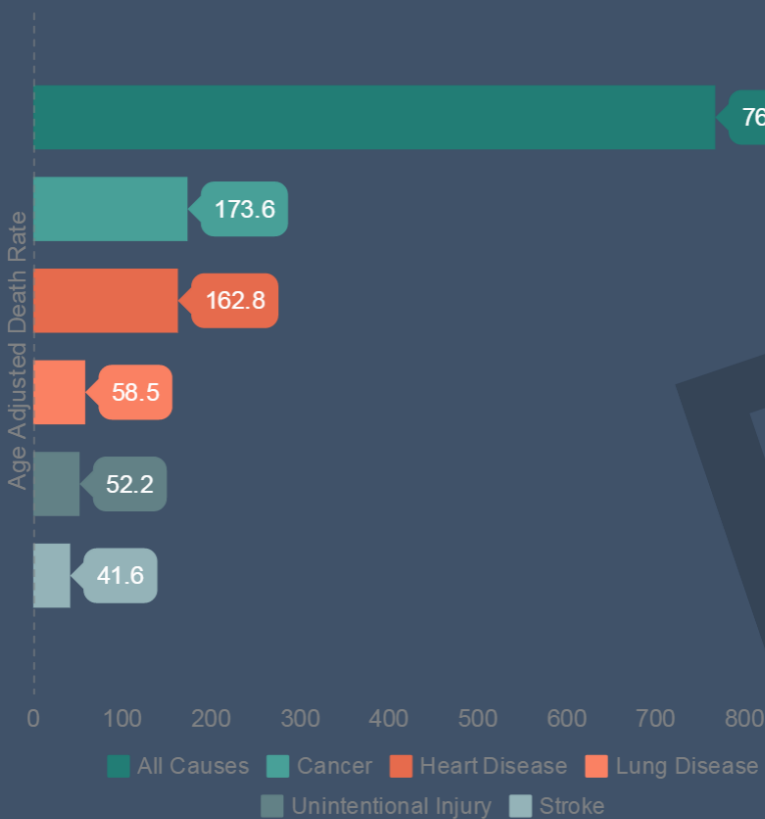


**21.1%**  
BA or Higher

**14.7%**  
Below Poverty

**11.0%**  
Unemployed

# LEADING CAUSES OF DEATH



Overall, Pasco County residents die more frequently than their peers at the State level. Cancer and Heart Disease are the leading causes of death in Pasco County, followed by Lung Disease, Unintentional Injury and Stroke.

The rates of Heart and Lung Disease mortality are lower in Pasco County than at the State level, but the mortality rates for Cancer, Unintentional Injury and Stroke are higher than that found at the State level.

Age-Adjusted Death Rates

# BEHAVIORAL RISK FACTORS



**35.7%**  
**Overweight**

**30.7%**  
**Obese**



**24.0%**  
**Adults Who Smoke**

Pasco County residents are more likely to smoke than their peers at the State level, and they are heavier and less active than their State counterparts.



**50.6%**  
**Physically Inactive**

Data Sources: FL Department of Health, Bureau of Community Assessment, FL Legislature's Office of Economic & Demographic Research; US Census Bureau; US Department of Labor, Bureau of Labor Statistics; FL Department of Health, Office of Vital Statistics; US Census Bureau

